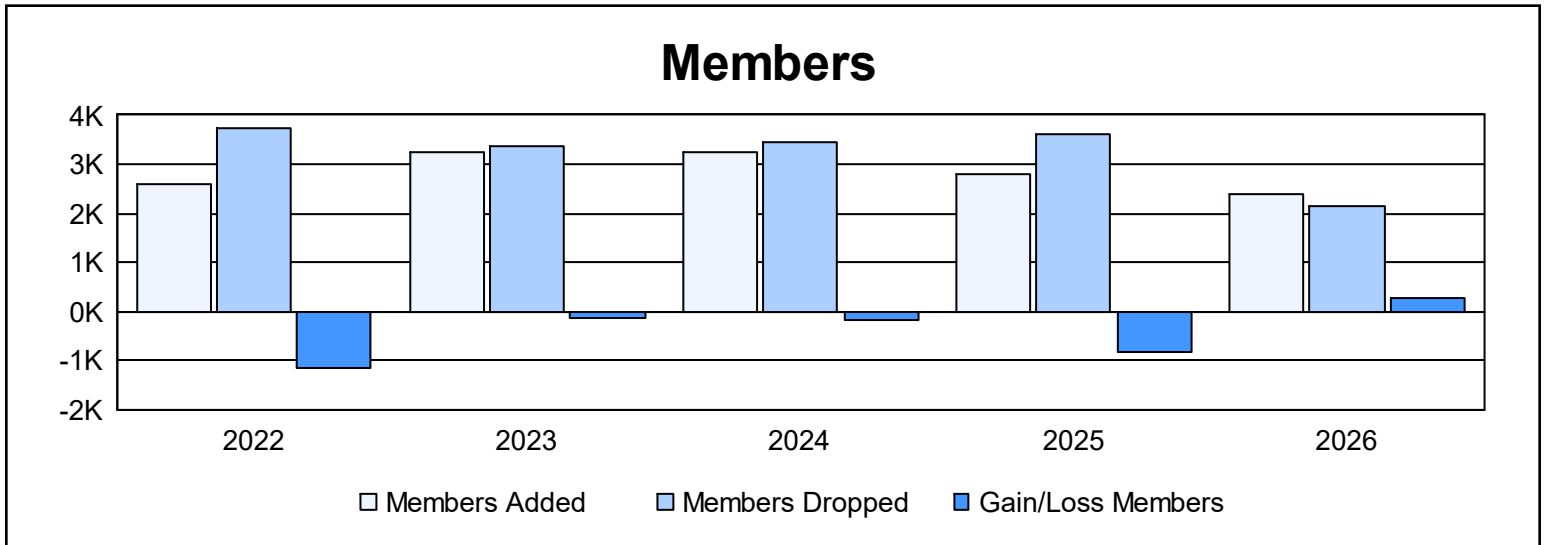
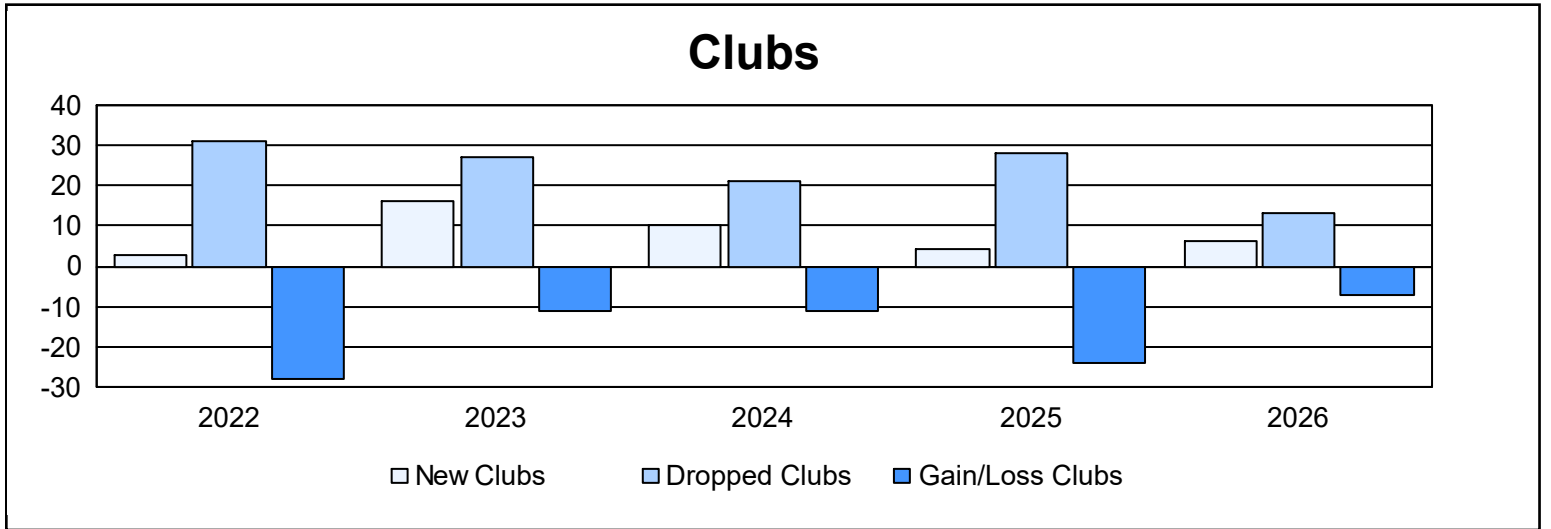
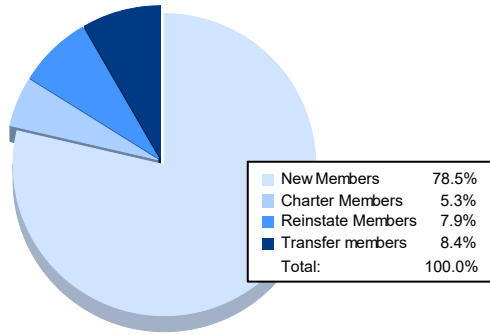


| Year           | New Clubs | Dropped Clubs | Gain/ Loss Clubs | New Members  | Charter Members | Reinstate Members | Transfer Members | Total Member Added | Total Members Dropped | Gain/ Loss Members |
|----------------|-----------|---------------|------------------|--------------|-----------------|-------------------|------------------|--------------------|-----------------------|--------------------|
| 2021-2022      | 3         | 31            | -28              | 2,015        | 138             | 123               | 315              | 2,591              | 3,732                 | -1,141             |
| 2022-2023      | 16        | 27            | -11              | 2,312        | 449             | 113               | 354              | 3,228              | 3,362                 | -134               |
| 2023-2024      | 10        | 21            | -11              | 2,511        | 312             | 142               | 279              | 3,244              | 3,437                 | -193               |
| 2024-2025      | 4         | 28            | -24              | 2,171        | 100             | 267               | 245              | 2,783              | 3,606                 | -823               |
| 2025-2026      | 6         | 13            | -7               | 1,877        | 126             | 188               | 200              | 2,391              | 2,130                 | 261                |
| <b>Average</b> | <b>8</b>  | <b>24</b>     | <b>-16</b>       | <b>2,177</b> | <b>225</b>      | <b>167</b>        | <b>279</b>       | <b>2,847</b>       | <b>3,253</b>          | <b>-406</b>        |



### Membership Composition March 2026 Cumulative



### Gender Composition March 2026 Cumulative

